







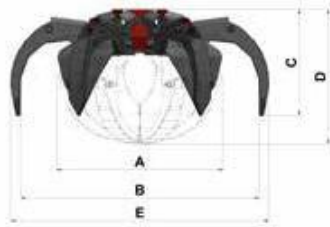





-  BENNE A POLIPO FSG "SERIE X - XZ"
-  FSG "X -XZ SERIES" POLYP GRABS
-  BENNES PRENEUSES A POLYPE FSG "SERIE X - XZ"
-  MEHRSCHALENGREIFER TYP FSG "SERIE X - XZ"

-  PULPOS FSG "SERIE X - XZ"
-  МНОГОЧЕЛЮСТНЫЕ ГРЕЙФЕРЫ FSG "SERIE X - XZ"
-  FSG "X-XZ SERISI" HURDA ARAÇMANLARI
-  "XZ-X سلسلة المنتجات" FSG قواديس مخلبية



Modelli Models	Capacità Capacity	Peso Weight	Pale Shovels	A	B	C	D	E	Pressione Pressure			Portata Load capacity	Rotatore consigliato Suggested rotator	
	lt	kg	n°	mm	mm	mm	mm	mm	bar	ton*	ton**	kg	type	
FSG X 253/4	250	340	4	1125	1440	710	830	1590	330	0,7 - 1,5	5,0 - 7,0	2500	FR 85 SXF	
FSG X 253/5	250	375	5	1125	1440	710	830	1590	330	0,7 - 1,5	5,0 - 7,0	2500	FR 85 SXF	
FSG X 253/6	250	420	6	1125	1440	710	830	1590	330	0,7 - 1,5	5,0 - 7,0	2500	FR 85 SXF	
FSG X 303/4	300	385	4	1170	1670	745	945	1800	330	1,0 - 2,0	8,0 - 12,0	3000	FR 85 SXF - FR 128 SXF	
FSG X 303/5	300	415	5	1170	1670	745	945	1800	330	1,0 - 2,0	8,0 - 12,0	3000	FR 85 SXF - FR 128 SXF	
FSG X 303/6	300	440	6	1170	1670	745	945	1800	330	1,0 - 2,0	8,0 - 12,0	3000	FR 85 SXF - FR 128 SXF	

In conformità EN 2006 42 CE - According to EN 2006 42 EC

* portata gru a braccio sfilato - crane capacity at max reach
** peso escavatore - excavator weight



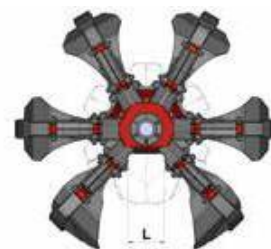
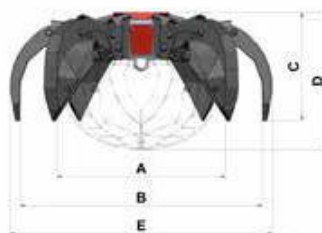
Valvola di blocco optional - *Optional block valve*

Serie Z: Speciale per caricatori
Z Series: Special for trucks loaders

Modelli Models	Capacità Capacity	Peso Weight	Pale Shovels	A	B	C	D	E	L	Pressione Pressure			Portata Load capacity	Rotatore consigliato Suggested rotator	
	lt	kg	n°	mm	mm	mm	mm	mm	mm	bar	ton*	ton**	kg	type	
FSG X 253/6 Z	250	400	6	1125	1440	712	830	1590	255	330	0,7-1,5	5,0-8,0	2500	FR 85 SXF	
FSG X 303/6 Z	300	465	6	1170	1670	745	945	1800	255	330	1,0-2,0	6,0-9,0	3000	FR 85 SXF - FR 128 SXF	
FSG X 303/6 Z S	330	445	6	1170	1670	745	945	1800	255	330	1,0-2,0	6,0-9,0	3000	FR 85 SXF - FR 128 SXF	

In conformità EN 2006 42 CE - According to EN 2006 42 EC

* portata gru a braccio sfilato - crane capacity at max reach
** peso escavatore - excavator weight









Valvola di blocco optional - *Optional block valve*



Benne a polipo per rifiuti, rottami e materiali vari, ideale per veicoli industriali.
Polyp grabs for waste, scrap and different materials, suitable for industrial vehicles.

Tipologie di pale disponibili
Types of shovels available


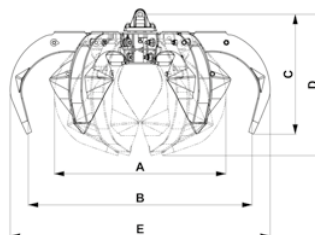
Large	Standard	Slim
		
Pala large non disponibile per le versioni Z Large shovels not available for Z version		

Modelli Models	Capacità Capacity	Peso Weight	Pale Shovels	A	B	C	D	E	Pressione Pressure			Portata Load capacity	Rotatore consigliato Suggested rotator	
	lt	kg	n°	mm	mm	mm	mm	mm	bar	ton*	ton**	kg	type	
FSG 90/4	90	81	4	650	1010	430	580	1090	200	0,15-0,3	1,0-2,0	750	FR 35	
FSG 110/4	110	105	4	730	1130	480	650	1230	250	0,25-0,5	2,0-3,0	900	FR 35	
FSG 110/5	110	118	5	730	1130	480	650	1230	250	0,25-0,5	2,0-3,0	1500	FR 35	
FSG 120/4	120	112	4	743	1240	497	700	1340	250	0,3-0,6	2,5-4,0	900	FR 35	
FSG 120/5	120	130	5	743	1240	497	700	1340	250	0,3-0,6	2,5-4,0	1500	FR 35	
FSG 160/4	160	230	4	900	1300	550	750	1400	250	0,3-0,8	3,0-5,0	1500	FR 50	
FSG 160/5	160	265	5	900	1300	550	750	1400	250	0,4-1,0	3,0-5,0	2000	FR 50	
FSG 160/6	160	310	6	900	1300	550	750	1400	250	0,4-1,0	3,0-5,0	2500	FR 50	
FSG 210/4	210	250	4	920	1560	600	890	1650	250	0,5-1,1	3,0-6,0	1500	FR 50	
FSG 210/5	210	275	5	920	1560	600	890	1650	250	0,6-1,2	3,0-6,0	2000	FR 50	
FSG 210/6	210	320	6	920	1560	600	890	1650	250	0,6-1,2	3,0-6,0	2500	FR 50	
FSG 270/4	270	310	4	1000	1490	650	900	1640	250	0,7-1,3	4,0-7,0	2000	FR 50	
FSG 270/5	270	350	5	1000	1490	650	900	1640	250	0,8-1,6	4,0-7,0	2500	FR 85 SX	
FSG 270/6	270	390	6	1000	1490	650	900	1640	250	0,8-1,6	4,0-7,0	3000	FR 85 SX	
FSG 330/4	330	375	4	1120	1630	680	930	1760	250	1,0-2,0	6,0-9,0	2500	FR 85 SX	
FSG 330/5	330	415	5	1120	1630	680	930	1760	250	1,0-2,0	6,0-9,0	3000	FR 85 SX	
FSG 330/6	330	460	6	1120	1630	680	930	1760	250	1,0-2,0	6,0-9,0	3000	FR 85 SX	
FSG 400/4	400	420	4	1240	1780	760	970	1940	250	1,0-3,0	7,0-12	2500	FR 85 SX	
FSG 400/5	400	450	5	1240	1780	760	970	1940	250	1,0-3,0	7,0-12,0	3000	FR 85 SX	
FSG 400/6	400	520	6	1240	1780	760	970	1940	250	1,0-3,0	7,0-12,0	3000	FR 85 SX FR 128 SX	

In conformità EN 2006 42 CE - According to EN 2006 42 EC

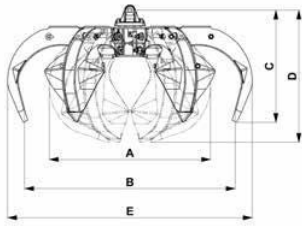
* portata gru a braccio sfilato - crane capacity at max reach
 ** peso escavatore - excavator weight

Tutti i modelli hanno il puntale in hardox
 All models have standard hardox tips



- BENNE A POLIPO FSG**
- FSG POLYP GRABS**
- BENNES PRENEUSES A POLYPE FSG**
- ZWEISCHALENGREIFER TYP FCB**

- PULPO FSG**
- МНОГОЧЕЛЮСТНЫЕ ГРЕЙФЕРЫ FSG**
- FSG HURDA ATAÇMANLARI**
- FSG قواديس مخلبية**

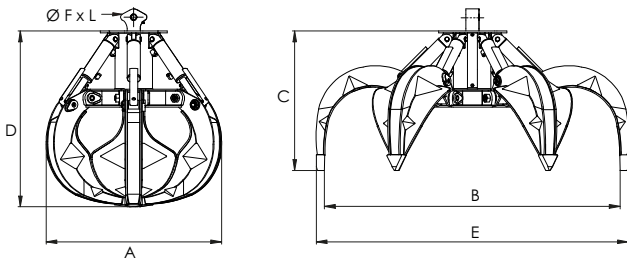


Benna a polipo a cilindri orizzontali per escavatore.
Hydraulic polyp grab with horizontal cylinders for excavator.

Modelli Models	Capacità Capacity	Peso Weight	Pale Shovels	A	B	C	D	E	Portata Load capacity	Forza utile Closing force	Pressione Pressure			Rotatore Rotator	
	lt	kg	n°	mm	mm	mm	mm	mm	kg	daN	bar	ton*	ton**	type	
FSG 500/5 EX	500	815	5	1300	1930	780	1050	2080	5000	1734	250	-	15 - 22	FR 260 P + MASS./STEEL LUMP	
FSG 500/6 EX	500	910	6	1300	1930	780	1050	2080	5000	1734	250	-	15 - 22	FR 260 P + MASS./STEEL LUMP	
FSG 600/5 EX	600	830	5	1350	2000	815	1090	2165	5000	1679	250	-	18 - 26	FR 260 P + MASS./STEEL LUMP	
FSG 600/6 EX	600	930	6	1350	2000	815	1090	2165	5000	1679	250	-	18 - 26	FR 260 P + MASS./STEEL LUMP	
FSG 800/5 EX	800	1150	5	1450	2160	880	1180	2330	6000	1678	250	-	25 - 35	FR 260 P + MASS./STEEL LUMP	
FSG 800/6 EX	800	1260	6	1450	2160	880	1180	2330	6000	1678	250	-	25 - 35	FR 260 P + MASS./STEEL LUMP	

In conformità EN 2006 42 CE - According to EN 2006 42 EC

** peso escavatore - excavator weight



Benna a polipo a cilindri verticali per rottami, rifiuti e materiali vari, per gru da camion.
Hydraulic polyp grab with vertical cylinders for scrap, waste and different material handling for truck crane.

Modelli Models	Capacità Capacity	Peso Weight	Pale Shovels	A	B	C	D	E	Portata Load capacity	Forza utile Closing force	Pressione Pressure			Rotatore Rotator	
	lt	kg	n°	mm	mm	mm	mm	mm	kg	daN	bar	ton*	ton**	type	
FSG 170/5 VE	170	240	5	900	1360	760	900	1440	1500	1204	250	0,5 - 1,0	3,0 - 5,0	FR 50	
FSG 270/6 VE	270	330	6	1000	1480	750	930	1580	2500	1181	250	0,7 - 1,5	4,0 - 7,0	FR 50	
FSG 370/6 VE	370	400	6	1120	1600	850	970	1700	3000	1400	250	1,0 - 2,0	6,0 - 10	FR 55	
FSG 500/6 VE	500	500	6	1180	1800	860	1070	1900	3500	1239	250	1,5 - 3,0	7,0 - 12	FR 55	

In conformità EN 2006 42 CE - According to EN 2006 42 EC

* portata gru a braccio sfilato - crane capacity at max reach

** peso escavatore - excavator weight

Benna a polipo a cilindri verticali per rottami, rifiuti e materiali vari per escavatore.
Polyp grab with vertical cylinders for scrap, waste and different material handling for excavator.

Modelli Models	Capacità Capacity	Peso Weight	Denti Teeth	A	B	C	D	E	Portata Load capacity	Forza utile Closing force	Pressione Pressure			Rotatore Rotator	
	lt	kg	n°	mm	mm	mm	mm	mm	kg	daN	bar	ton*	ton**	type	
FSG 500/5 VEX	500	900	5	1215	1860	970	1170	1960	4000	1725	250	-	15-20	FR 260 P + MASS./STEEL LUMP	
FSG 500/6 VEX	500	1000	6	1215	1860	970	1170	1960	5000	1725	250	-	15-22	FR 260 P + MASS./STEEL LUMP	
FSG 600/5 VEX	600	1100	5	1280	1960	1020	1230	2100	5000	2035	250	-	18-25	FR 260 P + MASS./STEEL LUMP	
FSG 600/6 VEX	600	1200	6	1280	1960	1020	1230	2100	6000	2035	250	-	18-27	FR 260 P + MASS./STEEL LUMP	
FSG 800/5 VEX	800	1700	5	1625	2450	1280	1575	2630	7000	2911	250	-	24-35	ROTATORE A RALLA TURNABLE BEARINGS ROTATOR	
FSG 800/6 VEX	800	1800	6	1625	2450	1280	1575	2630	8000	2911	250	-	24-37	ROTATORE A RALLA TURNABLE BEARINGS ROTATOR	

In conformità EN 2006 42 CE - According to EN 2006 42 EC

** peso escavatore - excavator weight